

# SOLVENT FREE DISINFECTANT WIPES

**LIMITED DISINFECTANT (This statement is mandatory.)**

(Optional statements:)

KILLS 99.9% OF SOME GRAM NEGATIVE BACTERIA\*

CLEANER // NEW // QUICK // EASY // EFFECTIVE // FAST EFFECTIVE //

CONVENIENT

CLEANS, DISINFECTS & DEODORIZES

ALL PURPOSE CLEANER

KILLS 99.9% OF SOME BACTERIA\*

CLEANS STREAK-FREE

ANTIBACTERIAL FORMULA CLEANS and DISINFECTS

CITRUS// FRESH// LEMON (SCENT) (SCENTED) (FRAGRANCE)

BLEACH-FREE // ALCOHOL-FREE // DISINFECT AND TOUCH-UP CLEAN ANYTIME

BACTERICIDAL

**Note:** To use the following phrases, the product must be made in accordance with **Alternate Formulation 2** or **Alternate Formulation 3** without fragrances.

(FRAGRANCE FREE) (SCENT FREE) (NO SCENT) (NO-SCENT) (NO-SCENT WIPES)  
(UNSCENTED WIPES) (NO FRAGRANCES) (FREE OF FRAGRANCES)  
(UNSCENTED)

\*Salmonella enterica (Salmonella) (ATCC 10708), Escherichia coli (E. coli) (ATCC 11229),  
and Escherichia coli (E. coli) O157:H7 (ATCC 43895)

## ACTIVE INGREDIENTS

Octyl decyl dimethyl ammonium chloride..... 0.03990%

Diocetyl dimethyl ammonium chloride..... 0.01995%

Didecyl dimethyl ammonium chloride..... 0.01995%

Alkyl (50% C<sub>14</sub>, 40% C<sub>12</sub>, 10% C<sub>16</sub>) dimethyl  
benzyl ammonium chloride..... 0.05320%

**INERT INGREDIENTS** ..... 99.86700%

Total 100.00000%

**KEEP OUT OF REACH OF CHILDREN**

# CAUTION

See (side) (back) panels for additional precautionary statements.

EPA REG. NO. 1839-178

EPA EST. NO. 1839-IL-01

## STEPAN COMPANY

22 W. Frontage Rd.

Northfield, IL 60093



NET CONTENTS: X lbs. X ozs. (**mandatory: must be expressed in avoirdupois pounds and ounces**)

**Optional: can also express as total count and size**

X Pre-measured (Pre-moistened) (Wipes) (Towelettes) (Cloths) (X)" x (X)"  
(e.g. 40 Pre-measured Wipes (7" x 8") (17.8cm x 20.3cm))

*(Optional additional bullet points for label:)*

- (Antibacterial) (Disinfecting) (Bactericidal) and scrubbing power all in one
- (All)(Multi) (purpose) (surface)
- Non-scratching (Non-abrasive)
- The (wipe) (towelette) (cloth) that is (strong) (durable) (thick) (heavy) enough to scrub (and) (clean)
- (Textured cloth) gets up stubborn stuck on messes
- Will not scratch (Non-scratching)
- (After use), just toss wipe away (in trash) (in garbage)
- Cleans because the (scrubbies) (texture) remove(s) (stubborn) (stuck on) (dirt) (messes)
- Dual (action) (purpose)
- Scrubs like no other (wipe) (towelette) (cloth)
- (Pre-moistened) (wet) disinfecting (textured) (wipe) (towelette) (cloth) (for tough jobs)
- Scrubbing (wipe) (towelette) (cloth)
- Wipes and scrubs
- An effective way to clean and deodorize against odor-causing bacteria
- The (wipe) (towelette) (cloth) that cleans (up) (stubborn) (stuck-on) messes) (so you don't have to get on your hands and knees)
- Leaves a clean, fresh scent
- Leaves your (bathroom) (kitchen) fresh and clean
- For use on (automobile) (car) non-porous interior surfaces
- Lint free
- Effective in the presence of 5% serum contamination
- Clean with just a wipe or a touch up
- Easy to use
- For (light touch ups) (quick clean-ups) (in one easy step)
- For household surfaces (all around the house) indoor and outdoor
- For use (at home), (away from home), (in public places) (on the go)
- For when a regular (wipe) (towelette) (cloth) (just) can't get the job done
- Great for cleaning around the toilet
- Handles daily clean-ups with no need for additional sprays or buckets
- Heavy (light) duty jobs
- Just (pull) (pop), wipe and toss away (in trash) (in garbage)
- Makes (your job) (cleaning) (easier) (easy)
- No (mixing) (spraying) (mess) (and/or fuss)
- One step (clean) (cleaning)
- Quick easy clean-ups
- Saves (time) (steps)
- The smart (way to) clean (disinfect)
- Use (daily) to clean bathroom soils such as soap, soap scum, toothpaste, hair spray, hair gel, cosmetics, shaving cream, hand or body lotion
- Use at the (gym) (health club) on (exercise equipment) (apparatus) (sinks) (toilet seats)
- (Wipes) (cloths) (towelettes) Dispense(s) (one at a time) (like a tissue)
- This design fits in a (car) (auto) (vehicle) (glove box) (pockets) (cubbies)
- For on-the-go clean(ing)
- No pinched fingers
- Keeps your (car) (auto) (vehicle) clean
- Use on hard, non-porous (auto) (car) (vehicle) (plastic and vinyl upholstery) surfaces
- In one simple step you can wipe away dirt and kill Salmonella enterica (Salmonella) (ATCC 10708), Escherichia coli (E. coli) (ATCC 11229) and Escherichia coli (E. coli) O157:H7 (ATCC 43895). Plus (this product or product name) is perfect for on-the-go clean(ing) (-up).
- The alcohol-free formula in (this product or product name) is perfect for automotive interior use.
- The new space saving (canister) (canister tradename) (Thinster canister) fits easily in (car) (auto) (vehicle) (pockets) (glove boxes) (cubbies).
- Its easy to use lid, dispenses one (wipe) (towelette) (cloth) at a time, like tissues, for on-the-go clean(ing)(-up).
- The new space saving (canister) (canister tradename) (Thinster canister) fits easily in (car) (auto) (vehicle) (pockets) (glove boxes) (cubbies). Its easy to use lid, dispenses one (wipe) (towelette) (cloth) at a time, like tissues, for on-the-go clean(ing)(-up).
- For use on (public) restroom door (handles) (knobs).

## DIRECTIONS FOR USE

It is a violation of Federal Law to use this product in a manner inconsistent with its labeling.

### (POTENTIAL LABEL CLAIMS:)

<b>(POTENTIAL LABEL CLAIMS.)</b> <b>(Select any one of the following)</b>	<b>Followed by:</b> <b>(Select any one or more of the following)</b>	<b>May be followed by:</b> <b>(Select any one or more of the following)</b>	
Clean(s)	** <i>Salmonella enterica</i> (Salmonella) (ATCC 10708), <i>Escherichia coli</i> (E. coli) (ATCC 11229), <i>Escherichia coli</i> (E. coli) O157:H7 (ATCC 43895).	Found on hard, non-porous (kitchen) (and) (bathroom) (restroom) (shower and bath areas) (automobile interior) surfaces	
Kills germs**		Found in (locker rooms) (health clubs) (athletic facilities) (barber shops) (restaurants) (correctional facilities) (dressing rooms) (factories) (hotels) (motels) (salons) (schools) (play ground equipment) (transportation terminals) (daycare facilities)	
Kill(s)			
Remove(s)	(Household) (Kitchen) (Bathroom) Bacteria*	From hard, non-porous (bathroom) (restroom) (kitchen) (automobile Interior) surfaces	
Effective Against	99.9% of some bacteria*	(one or more of the following surfaces): kitchen counters, sealed stone, stovetops, sinks, the outside of microwaves, refrigerators, and other similar appliances, walls, countertops, finished hardwood, cabinets, floors, exterior toilet bowl surfaces, diaper pails, trash cans, glazed tile, tubs, diaper changing (tables) (counters), sinks, chrome, shower walls, bathrooms, public restrooms, door knobs, faucets, telephone receivers and key pads, patio furniture, cribs, car interiors, computers, hand rails, wall switch plates, door frames, restrooms, urinals, desks, and dining room surfaces steering wheels, seat belt buckle and housings, child restraint seats, mirrors, dashboards, gear shift levers, accessory control knobs, vinyl seats and head restraints, wheelchair lifts, faceguards, plastic straps, non-porous surfaces of visors	
Wipes Away	99.9% of some Household/Kitchen/Bathroom Bacteria*		
Are thick pre-moistened antibacterial wipes that remove	Odor causing bacteria*		
Easily removes	* <i>Salmonella enterica</i> (Salmonella) (ATCC 10708), <i>Escherichia coli</i> (E. coli) (ATCC 11229), <i>Escherichia coli</i> (E. coli) O157:H7 (ATCC 43895)		
Cleans streak-free and kills			
Disinfects (against) *			

**CLEANING:** Wipe surface with (wipe) (towelette) (cloth), let air dry. No need to rinse. These (wipes) (towelettes) (cloths) will not harm most surfaces. Not recommended on unpainted wood or glass.

**DISINFECTION and DEODORIZATION:** Wipe surface to be disinfected. Allow surface to remain wet for 10 minutes before use. Let surface dry. A rinse is required for surfaces in direct contact with food. (No scrubbing is necessary.) (The product will not leave grit or soap scum.) For heavily soiled surfaces, clean before following **Disinfection** instructions.

*Use for wipes supplied in (mitt) (glove) form*

Wipe surface to be disinfected with one side of the (mitt) (glove). The other side of the (mitt) (glove) can also be used to wipe the surface to be disinfected by rotating (it) (the mitt) (the glove) around the wrist. Allow surface to remain wet for 10 minutes before use. Let surface air dry. A rinse is required for surfaces in direct contact with food. (No scrubbing necessary.) (This product will not leave grit or soap scum.)

Not for personal cleansing. This is **not** a baby wipe!

**BACTERICIDAL ACTIVITY** - When used as directed, this product exhibits effective disinfectant activity against the organisms: *Salmonella enterica* (Salmonella), *Escherichia coli* (E. coli), *Escherichia coli* (E. coli) O157:H7.

**EFFICACY TESTS HAVE DEMONSTRATED THAT THIS PRODUCT IS AN EFFECTIVE BACTERICIDE IN THE PRESENCE OF ORGANIC SOIL (5% BLOOD SERUM).**

*Canister Directions (Use any of the following instructions – can also use with canister icon)*

**TO OPEN:**

- Remove lid from canister.
- Lift flap in center of lid.
- Pull up corner of center (wipe) (towelette) (cloth), twist to a point and thread through dispenser hole in lid. **DO NOT PUSH FINGER THROUGH OPENING.**
- Replace lid. Pull out exposed (wipe) (towelette) (cloth) and snap off. The next (wipe) (towelette) (cloth) pops up automatically. Dispose of used (wipes) (towelettes) (cloths) in trash receptacle. Snap center flap down when finished to retain moisture.
- Do not flush.

**TO OPEN PACKAGE:** Flip open dispensing cap and remove lid by pulling upward. Thread center (wipe) (towelette) (cloth) corner through slits in lid center. **DO NOT PUSH FINGER THROUGH OPENING.** Replace lid. Dispense (wipes) (towelettes) (cloths) by pulling out at an angle. Snap flip lid down when finished, to retain moisture. Dispose of used (wipes) (towelettes) (cloths) in trash. Do not flush.

**TO OPEN PACKAGE:** Pop open dispensing tab and remove top by lifting upward. Pull up corner of center (wipe) (towelette) (cloth), twist to a point and thread through slits in top. **DO NOT PUSH FINGER THROUGH SLITS.** Replace top and pull (wipe) (towelette) (cloth) at slight angle. The next (wipe) (towelette) (cloth) pops up automatically. Snap tab closed to retain moisture. Do not flush.

**DISPENSER:** to start feed. Remove large cover and discard seal from container. From center of (wipe) (towelette) (cloth) roll, pull up (wipe) (towelette) (cloth) corner, twist into a point and thread it through the hole in the container cover. **DO NOT PUSH FINGER THROUGH HOLE.** Pull through about one inch. Replace cover. Pull out first (wipe) (towelette) (cloth) and snap off at a 90 degree angle. Remaining (wipes) (towelettes) (cloths) feed automatically ready for next use. When through using, keep small center cap closed to prevent moisture loss. Do not flush.

*Refillable Package Instructions: (Use with product supplied in refillable packages)*

**TO OPEN PACKAGE:** Flip open dispensing flap and remove lid by lifting upward. Place (pouch) (package) in (container) (tub). Open pouch by peeling back seal. Insert (wipe) (towelette) (cloth) through opening in lid. Replace lid. The next (wipe) (towelette) (cloth) pops up automatically. When finished, close lid flap to retain moisture.

*Refill Package Instructions: (Use for refill package)*

**TO OPEN PACKAGE:** Flip open dispensing flap and remove lid by lifting upward. Place refill in (container) (tub). Open in (container) (tub) by peeling back seal. Insert (wipe) (towelette) (cloth) through opening in lid. Replace lid. The next (wipe) (towelette) (cloth) pops up automatically. When finished, close lid to retain moisture.

*Resealable Package Instructions: (Use for product supplied in resealable pouches/packages)*

**TO OPEN PACKAGE:** Slowly peel back label. (Pull out) (Remove) (wipes) (towelettes) (cloths) as needed. To retain moisture, reseal (pouch) (package) by firmly pressing label back on the (pouch) (package).

*(Mitt) (Glove) Package Instructions: (Use for wipes supplied in mitt or glove form)*

**TO OPEN PACKAGE:** Tear pouch along perforation. Separate zip lock (pouch) (package) and remove (mitt) (glove). Separate inner plastic liner and insert hand. Reseal zip lock pouch to retain moisture.

*Center Pull Dispenser Instructions: (Use for product supplied in plastic bags)*

**TO OPEN PACKAGE:** (Open lid of the dispenser.) (Cut “V” out of the top of the (plastic) bag.) (Tear open (tab on) top of (plastic) bag.) (Cut open top of (plastic) bag.) (Remove the Styrofoam core from the center of the roll.) Pull out the first (wipe) (towelette) (cloth) approximately 6 to 8 inches from the center of the roll. (Place entire bag inside of center pull dispenser. Thread the (wipe) (towelette) (cloth) through the opening on the dispenser.) (Thread the (wipe) (towelette) (cloth) through the opening on the dispenser. Place entire bag inside of center pull dispenser.) (Close the lid of the dispenser.) ((Wipe) (Towelette) (Cloth) dispensing tension may be adjusted on the bottom of the dispenser.) (Additional loading directions are listed on the dispenser.) Dispenser may be mounted with (wipes) (towelettes) (cloths) (dispensing up) (dispensing down) (dispensing up or down).

*Single Use Pouch Instructions: (Use for product supplied in single use pouches/packets)*

**TO OPEN PACKAGE:** Tear (foil) (pack) (packet) (pouch) open (along dotted line) (at tear notch) (along the top edge of (pack) (packet) (pouch)). (Pull out) (Remove) (wipe) (towelette) (cloth).

*For product supplied in a single use pouch with a folded towelette, include the following)*  
Unfold (wipe) (towelette) (cloth) before use.

*Canister Directions (use with Thinstar canister)*

**TO OPEN:**

- Place thumb or finger under front lid lip and lift (up).
- Pull first (wipe (towelette) (cloth) out and thread through hole in lid. DO NOT PUSH FINGER THROUGH OPENING.
- Pull up corner of center (wipe) (towelette) (cloth), twist to a point and thread through dispenser hole in lid. DO NOT PUSH FINGER THROUGH OPENING.
- (Wipes) (Towelettes) (Cloths) will dispense one at a time like tissues.
- Close lid to retain moisture
- Do not flush.

## PRECAUTIONARY STATEMENTS

Hazards to Humans and Domestic Animals

**CAUTION:** Causes moderate eye irritation. Avoid contact with eyes or clothing. Wash thoroughly with soap and water after handling.

### FIRST AID

Have the product container or label with you when calling a poison control center or doctor, or going for treatment.

**IF IN EYES:** Hold eyelids open and rinse slowly and gently with water for 15–20 minutes. Remove contact lenses if present, after the first 5 minutes, then continue rinsing the eye. Call a poison control center or doctor for treatment advice.

**(Optional)** You may contact XXX/XXX-XXXX for emergency medical treatment information.

## STORAGE AND DISPOSAL

Do not contaminate water, food or feed by storage or disposal.

**PESTICIDE STORAGE:** Store in an area inaccessible to children.

*(The following Storage/Disposal statements can be used for household and Institutional/Industrial products)*

*(Optional for product supplied in nonrefillable canisters)*

**CONTAINER STORAGE/DISPOSAL:** Wipes: Dispose of (wipe) (towelette) in trash after use. Do not flush. Canister: Tightly close lid between uses to retain moisture. Nonrefillable container. Do not reuse or refill this (container) (canister). Offer empty (container) (canister) for recycling if available or discard in trash.

*(Optional for Product Supplied in Refillable Containers & Refill Package)*

**CONTAINER STORAGE/DISPOSAL:** Wipes: Dispose of (wipe) (towelette) in trash after use. Do not flush. Container: Refill only with (this product) (product name) Do not reuse or refill except as described in the directions for use. Tightly close lid between uses to retain moisture. Offer empty (container) (tub) for recycling if available or discard in trash. Refill (Package) (Container) (Pouch): Nonrefillable (package) (container) (pouch). Do not reuse or refill this (package) (container) (pouch). Offer empty (container) (package) (pouch) for recycling if available or discard in trash.

*(Optional for Product Supplied in Resealable Packages)*

**CONTAINER STORAGE/DISPOSAL:** Wipes: Dispose of (wipe) (towelette) in trash after use. Do not flush. Resealable (Package) (Pouch): Reseal label between uses to retain moisture. Do not reuse or refill empty (pouch) (package). Offer empty (package) (pouch) for recycling if available or discard in trash.

*(Optional for Product Supplied in (mitt) (glove) form in Resealable Packages)*

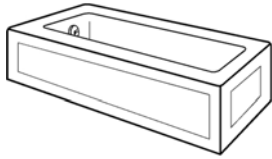
**CONTAINER STORAGE/DISPOSAL:** Mitts: Dispose of (glove) (mitt) in trash after use. Do not flush. Resealable (Package) (Pouch): Reseal zip lock (packet) (pouch) between uses to retain moisture. Do not reuse empty (pouch) (package). Offer for empty (package) (pouch) for recycling if available or discard in trash.

*(Optional for Product Supplied in Single Use Pouches/Packets)*

**CONTAINER STORAGE/DISPOSAL:** Wipes: Dispose of (wipe) (towelette) in trash after use. Do not flush. (Pouch) or (Packet): Offer empty (pouch) (packet) for recycling if available or discard in trash.

*(Optional for Product Supplied in plastic bags for use in Center Pull Dispensers)*

**CONTAINER STORAGE/DISPOSAL:** Wipes: Dispose of (wipe) (towelette) (cloth) in trash after use. Do not flush. Dispenser: Refill only with (this product) (product name). Do not reuse or refill except as described in the directions for use. Keep dispenser closed to retain moisture. Plastic Bag: Do not reuse or refill empty plastic bag. Offer empty plastic bag for recycling if available or discard in trash.



**Bathtub**



**Canister Directions**



**Changing Table**



**Computer**



**Baby crib**



**Door Knob**



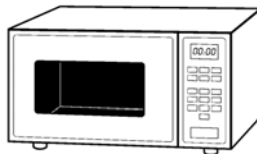
**Faucet**



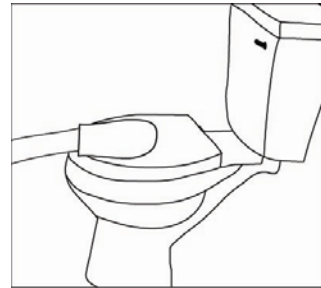
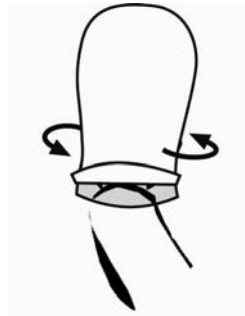
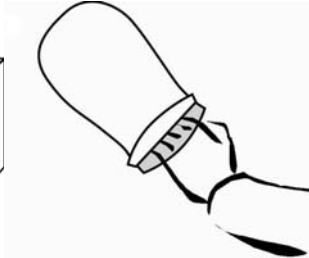
**Garbage Can**



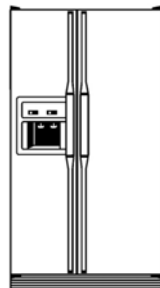
**Kitchen  
Countertops**



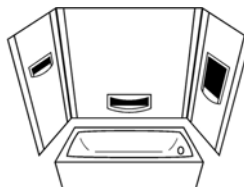
**Outside of  
microwaves**



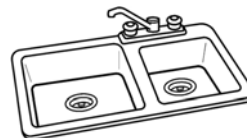
**Patio Furniture**



**Outside of  
Refrigerator**



**Tub and Shower walls**



**Sinks**



**Stovetop**



**Telephone Receivers  
and Key Pads**



**Toilet**